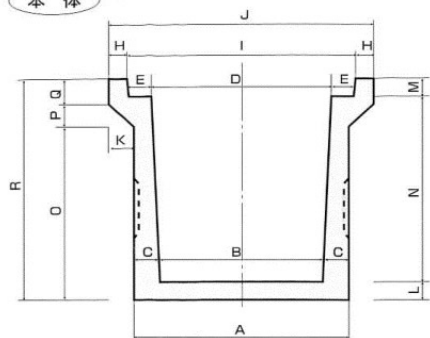

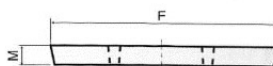


# ● 落蓋式溜桝

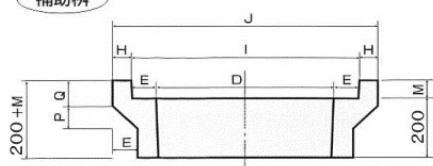
本体




蓋



補助桝



呼び名	A	B	C	D	E	F	H	I	J	K	L	M	N	O	P	Q	R	本体重量	蓋重量	補助重量
240	300	220	40	240	40	315	30	325	385	42.5	30	35	300	277.5	42.5	45	365	39	4	17
300	360	270	45	300	40	376	30	386	446	43	35	35	360	337	43	50	430	64	8	24
360	424	330	47	360	40	438	35	448	518	47	35	40	420	393	47	55	495	91	14	30
400	470	365	52.5	400	40	480	40	490	570	50	40	45	460	435	50	60	545	125	21	38
450	520	410	55	450	40	530	40	540	620	50	40	50	510	490	50	60	600	158	24	44
500	580	450	65	500	45	590	45	600	690	55	45	55	560	535	55	70	660	227	45	59
600	680	540	70	600	45	690	45	700	790	55	50	60	660	635	55	80	770	335	68	68



呼び名	寸 法			重 量	備 考
	巾	巾	厚さ		
240	315	315	32	5	
300	375	375	32	6	
360	435	435	38	9	
400	475	475	44	12	
450	525	525	50	20	
500	585	585	55	26	
600	685	685	60	36	