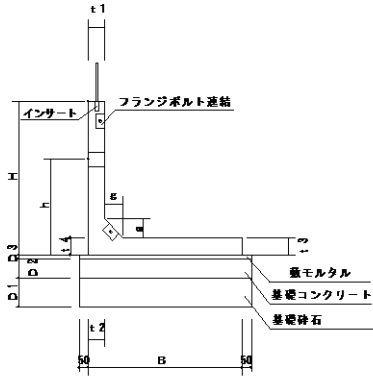


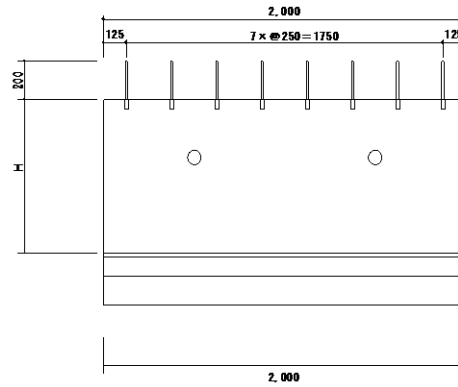
SKウォール (Sタイプ)

(H = 600S ~ H = 1000S)

側面図



正面図

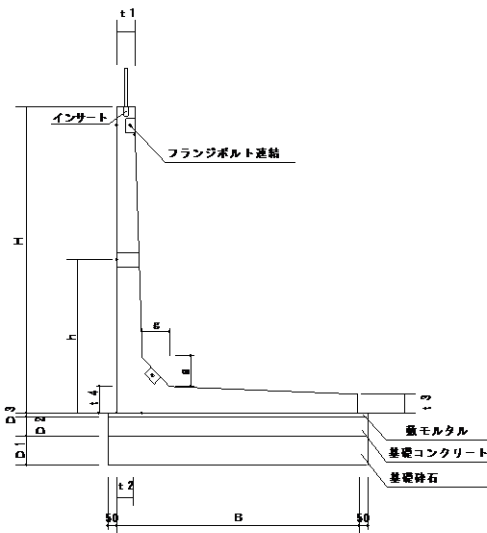


(寸法・重量表)

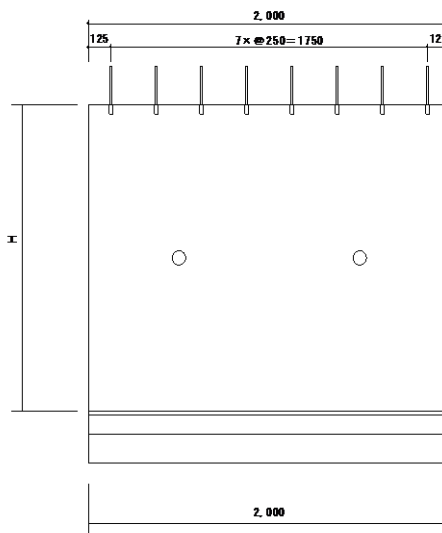
呼び名	H	B	t 1	t 2	t 3	t 4	g	h	L	D 1	D 2	D 3	重量 kg
600S	400	680	70	70	70	70	100	300	2000	150	100	20	379
800S	600	760	80	80	80	80	100	400	2000	150	100	20	537
1000S	800	850	90	90	90	90	100	500	2000	150	100	20	727

(H = 1200S ~ H = 3000S)

側面図



正面図



(寸法・重量表)

呼び名	H	B	t 1	t 2	t 3	t 4	g	h	L	D 1	D 2	D 3	重量 kg
1200S	1000	970	100	100	100	100	120	600	2000	150	100	20	971
1400S	1200	1090	100	120	100	120	120	700	2000	150	100	20	1240
1600S	1400	1210	100	130	100	130	150	800	2000	200	150	20	1503
1800S	1600	1330	100	140	100	140	150	800	2000	200	150	20	1760
2000S	1800	1450	100	150	100	150	150	800	2000	200	150	20	2032
2250S	2000	1600	100	170	100	170	170	900	2000	200	150	20	2472
2500S	2250	1750	100	180	100	180	180	900	2000	250	200	20	2843
2750S	2500	1900	100	200	100	200	200	1000	2000	250	200	20	3375
3000S	2750	2050	100	220	100	220	200	1000	2000	250	200	20	3920